



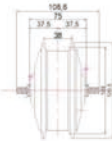
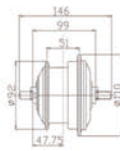
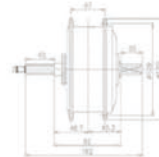
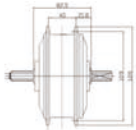


i-BIKE







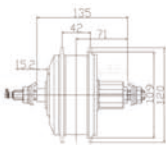
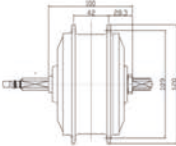
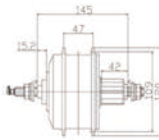
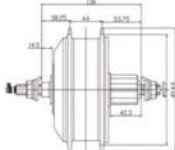
SUZHOU I-BIKE TECH CO.,LTD.

Hub Motor

Photograph					
Dimensions					
Model		A70-F	A75-F	A85-SX	A85-F
Performance Parameter	Rated Power (W)	250	250	180-250	250
	Rated Voltage (DCV)	24/36	24/36	24/36	24/36
	Fork Dropout (mm)	75	82.5	100	89
	Wheel Size (inch)	26/700C/28	26/700C/28	26/700C/28	26/700C/28
	Max Torque (N.m)	>40	>40	>40	>40
	Efficiency (%)	>80	>80	>78	>80
	Color	silver/black	silver/black	silver/black	silver/black
	Weight (kg)	1.2	1.2	1.7	1.7
	Brake	V/disc	V	Roller	disc
	Reduction Ratio	1:12.6	1:12.6	1:12.6	1:12.6
Noise (dB)	<50	<50	<45	<50	



Hub Motor

Photograph					
Dimensions					
Model		A85-R-Ca	A100-F	A100-R-Ca	A128-R-Ca
Performance Parameter	Rated Power (W)	250	250	250	250-350
	Rated Voltage (DCV)	24/36	24/36	36/48	36/48
	Fork Dropout (mm)	135	100	143	137
	Wheel Size (inch)	26/700C/28	26/700C/28	26/700C/28	26/700C/28
	Max Torque (N.m)	>40	>40	>40	>40
	Efficiency (%)	>80	>80	>80	>80
	Color	silver/black	silver/black	silver/black	silver/black
	Weight (kg)	2	2	2.2	3
	Brake	disc	V/disc	disc	disc
	Reduction Ratio	1:12.6	1:12.6	1:12.6	1:14.2
Noise (dB)	<50	<50	<50	<50	



Hub Motor


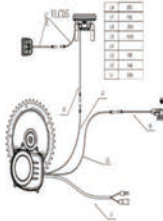
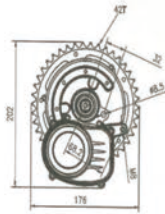
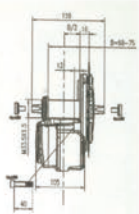




Photograph					
Dimensions					
Model		A118-F	A118-R	A118-R-Ca	A118-S-R
Performance Parameter	Rated Power (W)	250-350	250-350	250-350	350
	Rated Voltage (DCV)	24/36/48	24/36/48	24/36/48	36/48
	Fork Dropout (mm)	100	135	145	175
	Wheel Size (inch)	20/24/26/700C/28	20/24/26/700C/28	20/24/26/700C/28	20/24/26/700C/28
	Max Torque (N.m)	>40	>40	>40	>45
	Efficiency (%)	>80	>80	>80	>80
	Color	silver/black	silver/black	silver/black	silver/black
	Weight (kg)	2.3	2.3	2.8	2.8
	Brake	V/disc	V/disc	V/disc	disc
	Reduction Ratio	1:4.4	1:4.4	1:4.4	1:4.4
Noise (dB)	<50	<50	<50	<50	





Hub Motor

Photograph					
Dimensions					
Model		A118-W14-R	A148-R	A148-S-R	A148-S-W20-R
Performance Parameter	Rated Power (W)	250-350	350-500	350-750	350-750
	Rated Voltage (DCV)	24/36/48	36/48	36/48	36/48
	Fork Dropout (mm)	125/135	137	175/195	175-195
	Wheel Size (inch)	14	20/24/26/700C/28	20/24/26/700C/28	20
	Max Torque (N.m)	>30	>60	>90	>90
	Efficiency (%)	>80	>80	>80	>80
	Color	silver/black	silver/black	silver/black	black
	Weight (kg)	3.5/1.3(front)	3.2	4.5	6.5
	Brake	V/disc	V/disc	V/disc	V/disc
	Reduction Ratio	1:4.4	1:5	1:5	1:5
Noise (dB)	<50	<50	<60	<60	







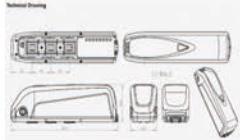
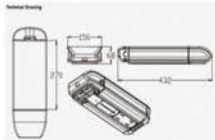


Mid Motor					
Display					
Model		LCD5	LCD6	LCD7	850C
Performance Parameter	Construction	Gear Drive			
	Rated Power (W)	250W/350W/500W			
	Rated Voltage (DCV)	36/48			
	Bottom Bracket	68-73mm/100mm			
	RPM	3600-4000			
	Max Torque (N.m)	80			
	Efficiency (%)	>80			
	Color	Matt Black			
	Weight for motor	3.4kg			
	Weight for kit	5.0kg			
Assisting Ratio	36%-300%				



Motor Kits			
Model		AXT-01	AXT-02
Performance Parameter	Motor	36V/48V 250W-350W brushless Geared Motor(Rear hub motor) 16-28in wheel optional.V/Disc brake optional	36V/48V 350W-750W brushless Geared Motor(Rear hub motor) 20-28in wheel optional.V/Disc brake optional
	Battery	36V 10.4AH/13AH, 48V 11.6AH/16AH polymer li-ion all battery with electric protection circuit	
	PAS	1:1 intelligent pedal assistant system	
	Controller	36V/48V 22A square/sine wave system	
	Charger	AC 100V-240V, 2amps smart charger	
	Brake lever	Aluminum alloy with power cut off	
	Throttle	Twist/thumb throttle	
	Display	LED/LCD display	
	Rated Speed	25km/h(speed optional)	



Battery

Photograph					
Dimensions					
Model		A-HL1	A-HT3	A-SH03	A-T35
Performance Parameter	Voltage	36V/48V	36V/48V	36V/48V	24V/36V
	Cells	18650	18650	18650	18650
	Weight	3.7	4.1	1.8	3.5
	Cycle life	600cycles, capacity>60%	600cycles, capacity>60%	600cycles, capacity>60%	600cycles, capacity>60%
	Discharge Current	20A or customized	20A or customized	20A or customized	20A or customized
	End Voltage	28V/36.4V	28V/36.4V	28V/36.4V	19.6V/28V
	Max Cells	65	52	40	40
	Configuration	10S6P/13S5P	10S5P/13S4P	10S3P/13S2P	7S4P/7S5P/10S4P
Specification	36V13Ah/36V14.5Ah /36V17.5Ah/48V10.4Ah /48V11.6Ah/48V14Ah	36V15.6Ah/36V17.4Ah /36V21Ah/48V13Ah/48V14.5Ah/48V17.5Ah	36V10.5Ah/48V7Ah	24V10.4Ah/24V11.6Ah /24V14Ah/24V13Ah/24V17.5Ah/36V10.4Ah/36V11.6Ah/36V14Ah	



Parts



A-ZB01



A-ZB02



A-KG01



AKT-D12



AQS-CG02



A-S01



M400



M500



A-S02



ARC-01



A-SH01



A-KZQ22A



MORE RIDING FUN



SUZHOU I-BIKE TECH CO.,LTD.

E-mail : info@szibike.com

WEBSITE : www.szibike.com